

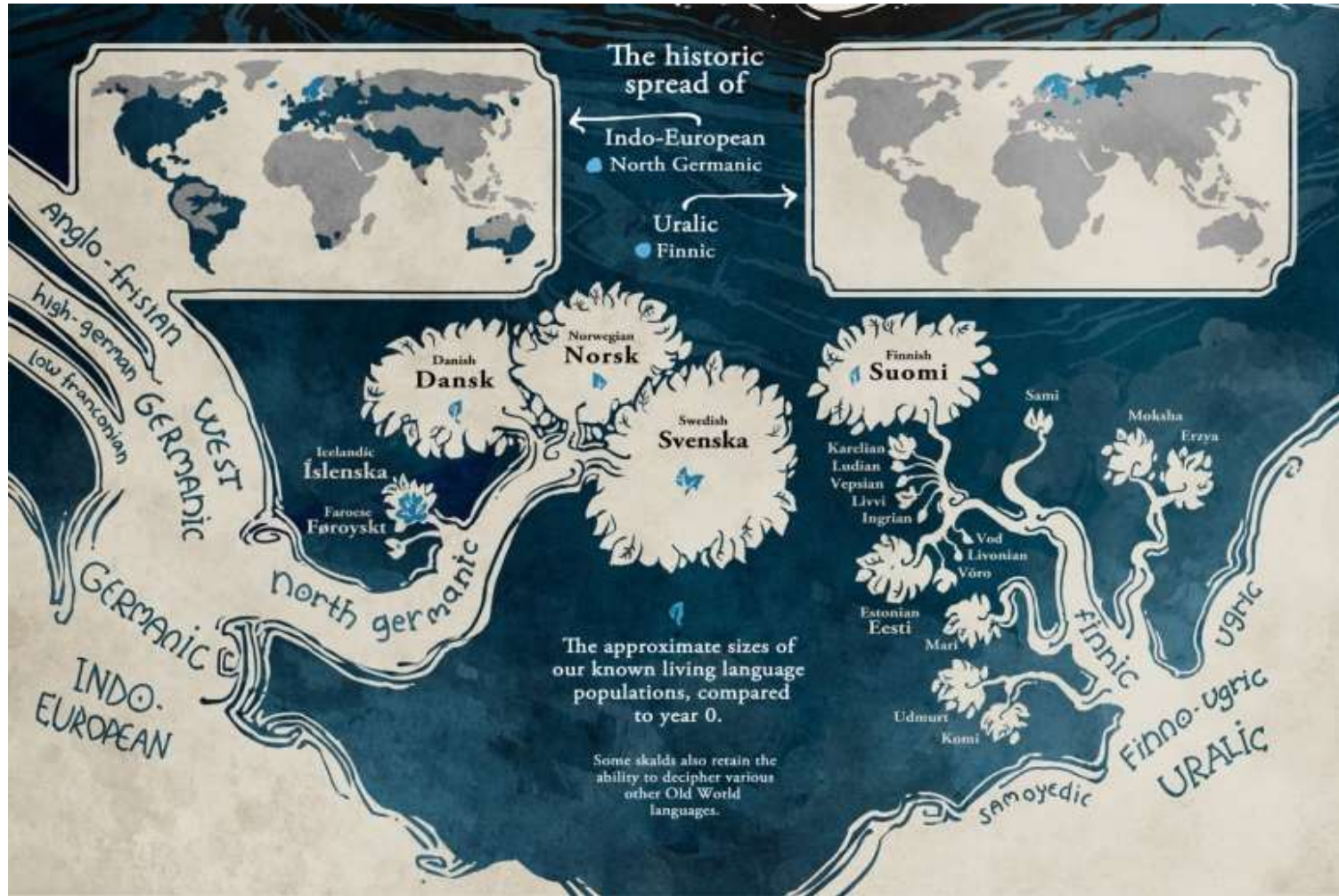
Math, Art and IT in Language Teaching

Bernadette Nagyházi PhD
senior lecturer
Faculty of Pedagogy
Kaposvár University

PH NÖ Melk
29. May - 02. Jun.

b.knagyhazi@gmail.com

Hungarian among the languages



What about Hungarian language?

- belongs to Finno-Ugric languages
- belongs to agglutinative languages
 - rich in Morphology
 - long words
 - complicated rules for structures of sentences



The word order in Hungarian

- *“Teachers teaching Hungarian as a foreign language start correcting flawed word order from the start without fail for the simple reason: there are no rules, according to which one could generate a well-formed sentence/text with a correct word order”*
(Naumenko-Papp 1987: 433)
 - “Hungarian is generally considered a language with a >free< word order” (É. Kiss 1980: 507)
- ➡ Free word order results in a multiform syntactic representation of a single semantic panel



How to form a sentence in Hungarian?



© Can Stock Photo - csp10267532

pincér (the waiter)
teszi (puts)
a tortát (the cake)
az asztalra (on the table)
ebéd után (after lunch)

The waiter puts the cake on the table after lunch.



Maths in language teaching – The diversity in the word order in Hungarian

1. A pincér az asztalra teszi a tortát ebéd után.
2. A pincér teszi ebéd után az asztalra a tortát.
3. A pincér ebéd után az asztalra teszi a tortát.
4. A pincér a tortát ebéd után az asztalra teszi.
5. Teszi a tortát a pincér az asztalra ebéd után.
6. A pincér az asztalra teszi ebéd után a tortát.
7. Ebéd után a pincér a tortát az asztalra teszi.
8. A pincér a tortát az asztalra teszi ebéd után.
9. Ebéd után teszi a tortát a pincér az asztalra.
10. Az asztalra ebéd után a tortát teszi a pincér.
11. ...



The diversity in the word order in Hungarian

- 5 words → 120 sentences
- all of them are correct – no „free word order”
- differences in the meaning

Grouping by the meaning

- neutral sentences (20)
- verb in focus (20)
- subject in focus (20)
- indefinite direct object in focus (20)
- adverb of place in focus (20)
- adverb of time in focus (20)

→ **specific, controlled by the situation and the meaning rules in Hungarian word order**



The sentence formation in Hungarian

How to teach „the” impossible?

1. No reason to teach the whole variability
2. No reason to teach rules without practical usefulness
3. No reason to teach complicated rules
4. No reason to teach word order without speaking

The best way: dialogue-based teaching with
language panels (lexical chunks)

More focus on presentation



Art in language teaching – colours of the Hungarian sentence

Foundation of sentence formation

1. building vocabulary


red: verbs

blue: nouns

green: adverbs

Practice:

- vocabulary activation
- word collection
- sentence formation using coloured cards



Colours of the Hungarian sentence

2. Expansion of the sentence: adverbs with suffixes


In the house

A HÁZBAN




Formation of a Hungarian sentence – basic structure

0.	1.	2.	3.	4.
(TIME)	(S)	COMPLEMENT	VERB	COMPLEMENT
	Marci	a parkban	biciklizik	délelőtt.
Délelőtt	Marci	a parkban	biciklizik.	


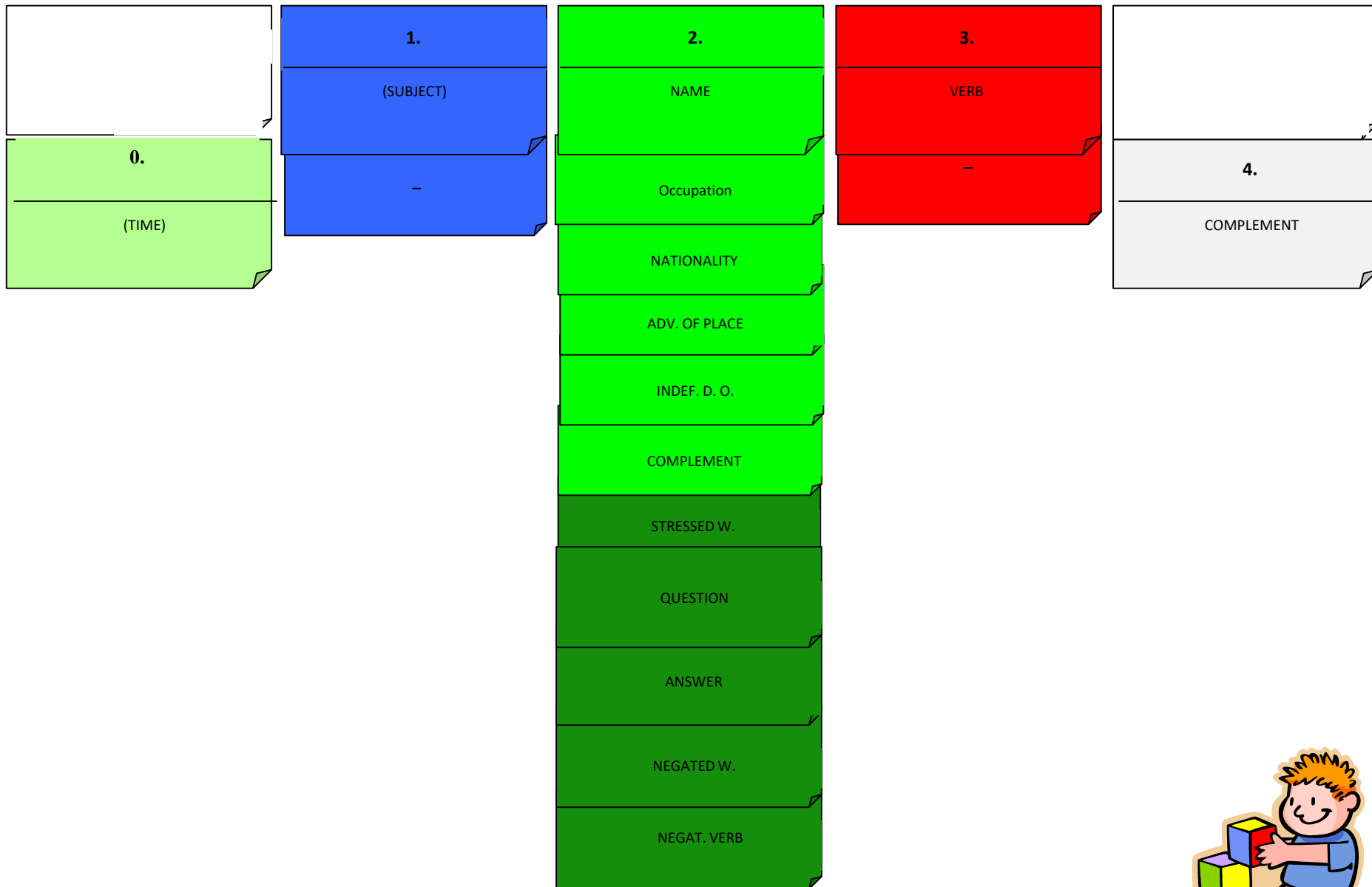


Colours of the sentence

0.	1.	2.	3.	4.
(When?)	(Who?)	Direct object/ adverb	verb	Other words
(When?)	(Who?)	? Question ↳ Answer ≠ negated w. !! new inform.	verb	Other words

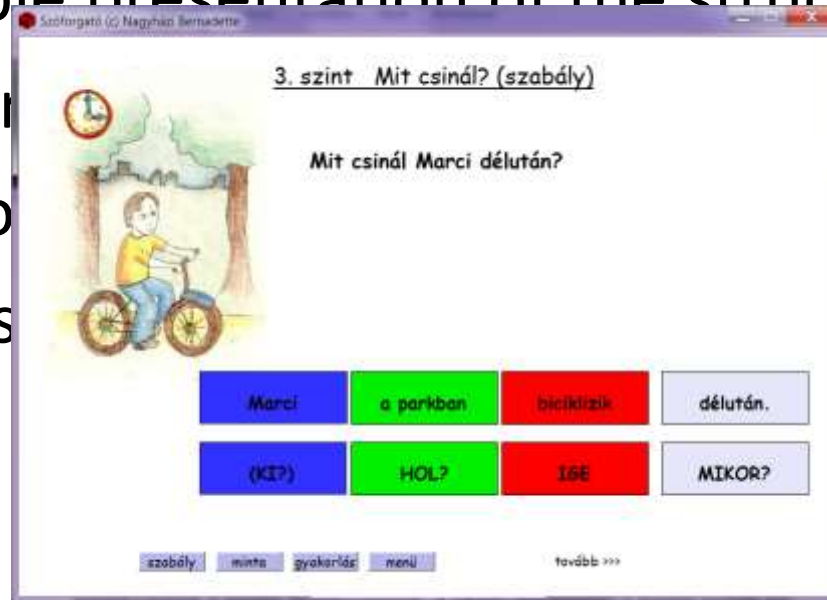


The booklet „Szóforgató”



Interactive software for teaching word order in Hungarian

- worked out primarily for children
- clear and simple presentation of the structures
- possible to integrate into the teaching process
- presentation of the structures
- practice in class or independently as well



Let's work in groups!



Colours of English sentences

Empirical study in an English class



Yesterday morning
Yesterday evening
Tomorrow



I
I
we



went
went
will study




to school.
to the cinema.
at home.



Yesterday
Yesterday



the girls
I



ate
bought



pizza.
milk.




The teacher



is reading



a book



in the classroom.

Colours of English sentences

1.



Last night

Today



we

we




watched

learn



TV

English




in the living room.

at home.

2.




We



learn



English



at home



today.

3.




Today



at home,



we



learn



English.

Thank you for your attention!